

LSA-PLUS® Series 2

Connection and Disconnection Modules and Accessories

A technically and commercially superior quick connection system for all state-of-the-art networks. Contacts that ensure the highest degree of reliability even under the most adverse environmental and climatic conditions. A completely reliable, gas-tight connection between the contact and conductor. That's LSA-PLUS® technology.

The LSA-PLUS System family consists of a comprehensive and diverse range of high density, standard and special modules, mounting hardware, test and patch cords, accessories and protection devices.



Voice, high-speed data transmission via ISDN, ADSL, VDSL, cable TV, Internet access, mobile networks: working in conjunction with TE Connectivity you will be able to confidently face the issues created by vast amounts of network traffic. In addition, TE quality ensures total end-customer satisfaction. TE copper connectivity solutions are designed to deliver fast, safe and reliable transmission.

LSA-PLUS® and LSA PROFIL® Connection Modules

Series 2 Eight- and Ten-Pair Modules

FEATURES & BENEFITS

- Based on genuine LSA-PLUS® connection technology
- Available in eight- and ten-pair configurations with parallel test access or overvoltage protection contact
- LSA-PLUS modules mount on back mount frames
- LSA PROFIL modules mount on profile rods (8-pair modules: 75mm spacing between rods; 10-pair modules: 95mm spacing between rods) or on back mount frames
- Suitable for use in all xDSL and ADSL2+ circuits
- Robust long-term environmental stability allows both indoor and outdoor installation
- Supports all LSA-PLUS Series 2 accessories
 - Overvoltage protection magazine
 - Labels
 - Test and connection cords



ORDERING INFORMATION



Description	Catalog Number
8-pair modules	
LSA-PLUS Series 2 connection module, cable end up, no color code. Printed: jumper side 1...8	6036 1 002-00
LSA PROFIL Series 2 connection module, no color code. Printed: jumper side 1...8	6036 1 004-00
10-pair modules	
LSA-PLUS Series 2 connection module	
Cable end up, no color code. Printed: jumper side 1...0	6089 1 002-02
Cable end up, with color code. Printed: jumper side 1...0	6089 1 002-01
Cable end up, no color code. Printed: jumper side 0...9	6089 1 002-06
LSA PROFIL Series 2 connection module	
No color code. Printed: jumper side 1...0	6089 1 120-02
With color code. Printed: jumper side 1...0	6089 1 120-01
No color code. With large jumper guides. Printed: jumper side 1...0	6089 1 120-19
No color code. No jumper guides. Printed: jumper side 1...0	6089 1 120-23

LSA-PLUS® and LSA PROFIL® Disconnection Modules

Series 2 Eight- and Ten-Pair Modules

FEATURES & BENEFITS

- Eight- and ten-pair modules with disconnection points for opening the line, testing in both directions or insertion of graded protection elements
- Based on genuine LSA-PLUS® connection technology
- LSA-PLUS modules mount on back mount frames
- LSA PROFIL modules mount on profile rods (8-pair modules: 75 or 95mm spacing between rods; 10-pair modules: 95mm spacing between rods) or on back mount frames
- Suitable for use in all xDSL and ADSL2+ circuits
- Robust long-term environmental stability allows both indoor and outdoor installation
- Supports all LSA-PLUS Series 2 accessories
 - Overvoltage protection magazine
 - Labels
 - Test and connection cords



ORDERING INFORMATION

Description	Catalog Number
8-pair modules	
LSA-PLUS Series 2 disconnection module, no color code. Printed: jumper side 1...8 Quantity: 10	6036 1 102-00
LSA PROFIL Series 2 disconnection module. <i>For profile rod installations with 75mm spacing between rods.</i> No color code. Printed: jumper side 1...8	6036 1 005-00
LSA PROFIL Series 2 disconnection module. <i>For profile rod installations with 95mm spacing between rods.</i>	
No color code. With jumper guides. Printed: jumper side 1...8	6089 1 128-00
No color code. With jumper guides. Printed: jumper side 1...8	6089 1 128-01
No color code. With large jumper guides. Printed: jumper side 1...8	6089 1 128-02
No color code. With jumper guides; no dummy insert. Printed: jumper side 1...8	6089 1 121-47
10-pair modules	
LSA-PLUS Series 2 disconnection module	
No color code. Printed: jumper side 1...0	6089 1 102-02
With color code. Printed: jumper side 1...0	6089 1 102-01
No color code. Printed: jumper side 0...9	6089 1 102-06
With color code. Printed: jumper side 1...0	6089 1 102-09
LSA PROFIL Series 2 disconnection module	
No color code. Printed: jumper side 1...0	6089 1 121-02
With color code. Printed: jumper side 1...0	6089 1 121-01
No color code. With large jumper guides. Printed: jumper side 1...0	6089 1 121-17
No color code. No jumper guides. Printed: jumper side 1...0	6089 1 121-30

PLU990227


LSA PROFIL® Series 2

Disconnection Module for 2 Mbps Networks

DESCRIPTION


The expansion of mobile communications networks, the introduction of new mobile phone systems (3G, UMTS, 4G, LTE) and the steady growth of IP networks, have created a demand for bandwidth in both access and transmission networks. This in turn causes the extension of existing hubs and the installation of new hubs.

The ADC KRONE PROFIL system provides a foundation for networks served by 2 Mbps copper pairs with impedance of 120 Ohms.



FEATURES & BENEFITS

- Disconnection module for the distribution of eight shielded pairs
- Applications include:
 - Internet backbone
 - GSM networks
 - UMTS networks
- Complies with ITU-T G.703 recommendations (physical/electrical characteristics of hierarchical digital interfaces)
- Category 6-rated NEXT performance
- Compatible with a wide-range of LSA-PLUS® Series 2 accessories
- Accessories disconnect only the Line A/Line B contacts, while the shielding remains interconnected. Plugs and cords are available to disconnect the shield, should that be required
- Ports are marked on the module



ORDERING INFORMATION

Description	Catalog Number
LSA PROFIL Series 2 8-pair disconnection module for shielded twisted pair	
With left and right jumper guides	7015 1 008-01
With 3 wire guides for jumpers to the left	7015 1 004-50
With 3 wire guides for jumpers to the right	7015 1 005-50
Accessories	
Hinged label holder	7015 1 003-50
Cable support with cable mounting and shield contact for 1 cable with 8 pairs Depth: 12mm	7015 1 009-01
Cable support with cable mounting and shield contact for 8 cables with 1 pair Depth: 3mm	7015 1 009-11
Universal cable support for 1-, 2- and 4-pair cables. Depth: 3-6mm	7015 1 009-21