


U.I. Lapp GmbH	PRODUCT INFORMATION	
	H07RN-F	29.11.2013

Heavy standard construction

For mechanically more demanding applications

1000 V AC @ protected + static laying

Arrangements made of single-core, rubber-sheathed cables H07RN-F can be used for short circuit-proof and short-to-ground-proof installations in accordance with VDE 0100 Part 520



Cold-resistant



Mechanical resistance



Oil-resistant



UV-resistant

Info

Medium mechanical stress

Oil-resistant

Application range

Handheld and power supply devices according to HD 516

Medium, mechanical stress (H07RN-F)/ industrial, agricultural use

Dry or damp rooms as well as outdoors (taking into account all normative power characteristics) according to HD 516/VDE 0298-300

Design

Bare copper wire according to HAR

Core insulation: rubber compound type EI 4

Outer sheath: rubber compound, type EM2

Norm references / Approvals


<HAR> H07RN-F cable type approval according to EN 50525-2-21

Product features

Flame-retardant according IEC 60332-1-2

Oil-resistant according to EN 60811-404

Product Management	Document: LAPP_PRO52EN.pdf	1 / 4
--------------------	----------------------------	-------

U.I. Lapp GmbH	PRODUCT INFORMATION	
	H07RN-F	29.11.2013

Remark

Unless specified otherwise, the shown product values are nominal values. Detailed values (e.g. tolerances) are available upon request.

Copper price basis: EUR 150/100kg. Refer to catalogue appendix T17 for the definition and calculation of copper-related surcharges.

Please find our standard lengths at: www.lappkabel.de/en/cable-standardlengths

Packaging size: coil \leq 30 kg or \leq 250 m, otherwise drum

Please specify the preferred type of packaging (e.g. 1 x 500 m drum or 5 x 100 m coils).

Photographs are not to scale and do not represent detailed images of the respective products.

*OD = Outer diameter

Technical Data

Core identification code:	Up to 5 cores: colour-coded according to VDE 0293-308, refer to Appendix T9 From 6 cores: black with white numbers
Classification:	ETIM 5.0 Class-ID: EC001578 ETIM 5.0 Class-Description: Flexible cable
Conductor stranding:	Fine wire according to VDE 0295 Class 5/ IEC 60228 Class 5
Minimum bending radius:	4 to 8 xOD* (HD 516)
Nominal voltage:	U ₀ /U: 450/750 V
Test voltage:	2500 V
Protective conductor:	G = with GN-YE protective conductor X = without protective conductor
Current rating:	According to IEC 60364-5-52/ VDE 0298-4 HD 516/VDE 0298-300
Temperature range:	-25°C to +60°C

Product Management	Document: LAPP_PRO52EN.pdf	2 / 4
--------------------	----------------------------	-------

Part number	Number of cores and mm ² per conductor	Outer diameter (mm)	Copper index (kg/km)	Weight (kg/km)
1600096	1 X 1,5	5,7 - 7,1	14.4	59
1600099	1 X 2,5	6,3 - 7,9	24.0	72
1600097	1 X 4	7,2 - 9	38.4	99
1600098	1 X 6	7,9 - 9,8	57.6	130
1600194	1 X 10	9,5 - 11,9	96.0	230
1600195	1 X 16	10,8 - 13,4	153.6	320
1600196	1 X 25	12,7 - 15,8	240.0	450
1600193	1 X 35	14,3 - 17,9	336.0	605
1600197	1 X 50	16,5 - 20,6	480.0	825
1600189	1 X 70	18,6 - 23,3	672.0	1090
1600190	1 X 95	20,8 - 26	912.0	1405
1600198	1 X 120	22,8 - 28,6	1152.0	1745
1600191	1 X 150	25,2 - 31,4	1440.0	1887
1600175	1 X 185	27,6 - 34,4	1776.0	2274
1600177	1 X 240	30,6 - 38,3	2304.0	2955
30015435	1 X 300	33,5 - 41,9	2880.0	3479
1600117	3 G 1,0	8,3 - 10,7	28.8	130
1600199	2 X 1,5	8,5 - 11	28.8	135
1600103	3 G 1,5	9,2 - 11,9	43.2	165
16001233	4 G 1,5	10,2 - 13,1	57.6	200
16001043	5 G 1,5	11,2 - 14,4	72.0	240
1600151	7 G 1,5	14 - 17,5	100.8	385
1600148	12 G 1,5	17,6 - 22,4	172.8	516
1600259	19 G 1,5	20,7 - 26,3	273.6	800
1600166	24 G 1,5	24,3 - 30,7	345.6	882
1600263	25 G 1,5	25,1 - 25,9	360.0	920
1600187	2 X 2,5	10,2 - 13,1	48.0	195
1600118	3 G 2,5	10,9 - 14	72.0	235
16001053	4 G 2,5	12,1 - 15,5	96.0	290
16001293	5 G 2,5	13,3 - 17	120.0	294
1600152	7 G 2,5	16,5 - 20	168.0	520
1600154	12 G 2,5	20,6 - 26,2	288.0	810
1600156	19 G 2,5	25,5 - 31	456.0	1200
1600157	24 G 2,5	28,8 - 36,4	576.0	1650

U.I. Lapp
GmbH

PRODUCT INFORMATION




H07RN-F

29.11.2013

Product Management

Document: LAPP_PROS2EN.pdf

3 / 4

U.I. Lapp GmbH	PRODUCT INFORMATION	
H07RN-F		LAPP GROUP
		29.11.2013

Part number	Number of cores and mm ² per conductor	Outer diameter (mm)	Copper index (kg/km)	Weight (kg/km)
1600186	2 X 4	11,8 - 15,1	76.8	270
1600119	3 G 4	12,7 - 16,2	115.2	320
16001063	4 G 4	14 - 17,9	153.6	395
16001303	5 G 4	15,6 - 19,9	192.0	485
1600161	7 G 4	21 - 21,8	268.8	681
1600120	3 G 6	14,1 - 18	172.8	360
16001073	4 G 6	15,7 - 20	230.4	475
16001313	5 G 6	17,5 - 22,2	288.0	760
1600121	3 G 10	19,1 - 24,2	288.0	880
16001083	4 G 10	20,9 - 26,5	384.0	1060
16001093	5 G 10	22,9 - 29,1	480.0	1300
1600122	3 G 16	21,8 - 27,6	460.8	1090
16001103	4 G 16	23,8 - 30,1	614.4	1345
16001113	5 G 16	26,4 - 33,3	768.0	1680
16001123	4 G 25	28,9 - 36,6	960.0	1995
16001133	5 G 25	32 - 40,4	1200.0	2470
1600124	3 G 35	29,3 - 37,1	1008.0	1910
16001143	4 G 35	32,5 - 41,1	1344.0	2645
16001363	5 G 35	37 - 45	1680.0	2810
16001153	4 G 50	37,7 - 47,5	1920.0	3635
1600126	5 G 50	40 - 50,8	2400.0	4050
16001163	4 G 70	42,7 - 54	2688.0	4830
16001283	4 G 95	48,4 - 61	3648.0	6320
16001323	4 G 120	53 - 66	4608.0	6830
16000883	4 G 150	58 - 73	5760.0	8320
1600141	4 G 185	64 - 80	7104.0	9800
1600183	4 G 240	72 - 91	9216.0	12800