


3M™ Round Conductor Flat Cable

.050" 28 AWG Stranded, PVC

3365 Series



- 28 AWG wire on .050 inch centers permits mass termination to a broad line of IDC connectors
- Stranded wire provides flexibility and extended product life
- Zippable for branching or discrete termination
- Available in Gray or Black
- See Regulatory Information Appendix (RIA) for chemical compliance information (RIA E1 & C1 apply)

Date Modified: May 7, 2009

TS-0080-B
Sheet 1 of 2

Physical



Insulation:

Material: Polyvinyl Chloride (PVC)

Color: Gray Standard or Black (see ordering information)

Marking:

Standard: None

Canadian Option:  AWM 2651 105C 300V VW1 3M NU C  AWM IA 105C 300V FT1 EU <50V

Conductors: 28 AWG, 7 × 36 [7 × Ø 0.127] Tinned Stranded Copper (89% Conductivity)

Electrical

Voltage Rating: USA: 300V

Canada: 300V

EU: <50V

Insulation Resistance: $> 1 \times 10^{10} \Omega/10 \text{ ft. [3 m]}$

Characteristic Impedance: Unbalanced
102 Ω

Balanced
172 Ω

Capacitance: 14.47 pF/ft [47.5 pF/m]

8.14 pF/ft [26.7 pF/m]

Inductance: 0.15 $\mu\text{H/ft [0.49 } \mu\text{H/m]}$

0.24 $\mu\text{H/ft [0.79 } \mu\text{H/m]}$

Propagation Delay: 1.47 ns/ft [4.86 ns/m]

1.4 ns/ft [4.59 ns/m]

Velocity of Propagation: 69%

73%

Note: Unbalanced is measured between ground-signal-ground conductors. Balanced is measured between conductors within a pair.

Environmental

Temperature Rating: -20°C to +105°C

Flammability Rating: USA: VW-1

Canada: FT1

UL File No.: E42769, Style No: 2651

3M™ Round Conductor Flat Cable

.050" 28 AWG Stranded, PVC

3365 Series

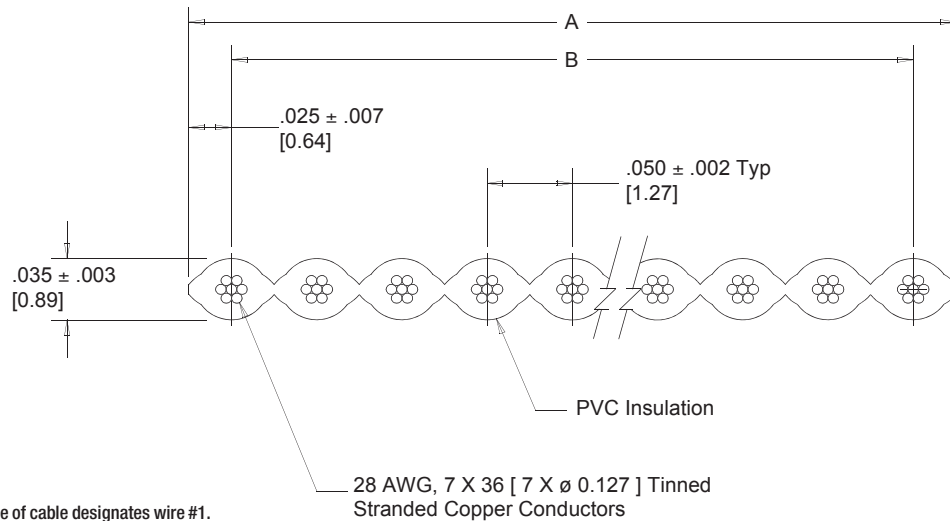


Number of Conductors	3M Part Number	Dimension A	Dimension B
06	3365/06	0.300 ± .010 [7.62]	0.250 ± .007 [6.35]
08	3365/08	0.400 ± .010 [10.16]	0.350 ± .007 [8.89]
09	3365/09	0.450 ± .010 [11.43]	0.400 ± .007 [10.16]
10	3365/10	0.500 ± .010 [12.70]	0.450 ± .007 [11.43]
12	3365/12	0.600 ± .010 [15.24]	0.550 ± .007 [13.97]
14	3365/14	0.700 ± .010 [17.78]	0.650 ± .007 [16.51]
15	3365/15	0.750 ± .010 [19.05]	0.700 ± .007 [17.78]
16	3365/16	0.800 ± .015 [20.32]	0.750 ± .011 [19.05]
20	3365/20	1.000 ± .015 [25.40]	0.950 ± .011 [24.13]
24	3365/24	1.200 ± .015 [30.48]	1.150 ± .011 [29.21]
25	3365/25	1.250 ± .015 [31.75]	1.200 ± .011 [30.48]
26	3365/26	1.300 ± .015 [33.02]	1.250 ± .011 [31.75]
30	3365/30	1.500 ± .020 [38.10]	1.450 ± .015 [36.83]
34	3365/34	1.700 ± .020 [43.18]	1.650 ± .015 [41.91]
36	3365/36	1.800 ± .020 [45.72]	1.750 ± .015 [44.45]
37	3365/37	1.850 ± .020 [46.99]	1.800 ± .015 [45.72]
40	3365/40	2.000 ± .020 [50.80]	1.950 ± .015 [49.53]
44	3365/44	2.200 ± .020 [55.88]	2.150 ± .015 [54.61]
50	3365/50	2.500 ± .020 [63.50]	2.450 ± .015 [62.23]
60	3365/60	3.000 ± .020 [76.20]	2.950 ± .015 [74.93]
64	3365/64	3.200 ± .020 [81.28]	3.150 ± .015 [80.01]

Inch
[mm]

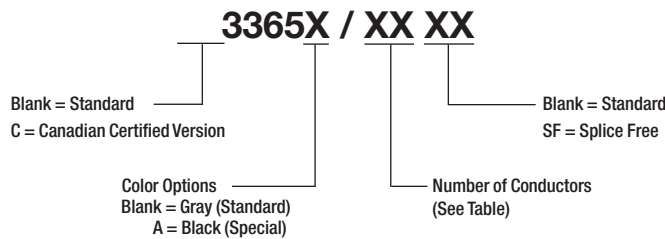
Tolerance Unless Noted			
	.0	.00	.000
Inch	±.1	±.01	±.005

[] Dimensions for Reference Only



Note: Red marking on one edge of cable designates wire #1.

Ordering Information



Note: Available in standard 100 ft and 300 ft rolls, please specify when ordering. Contact 3M for availability of additional conductor counts and/or custom roll lengths.

TS-0080-B
Sheet 2 of 2