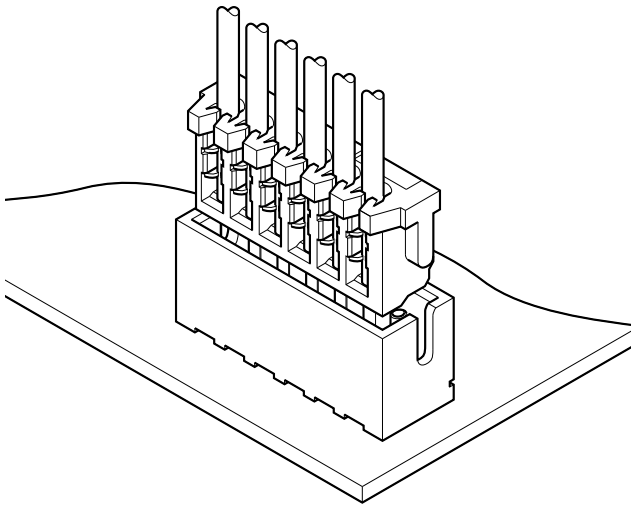


# ZR CONNECTOR



1.5 mm pitch/Disconnectable Insulation displacement connectors



The twin U-slots (IDC slots), the 3-point insulation grip, and the distortion resistant disconnectable construction ensure a reliable connection even during severe environmental conditions.

- Compact
- Twin U-slot insulation displacement section
- 3-point grip construction
- Distortion resistant construction
- Compatible with the ZH crimp style connector

## Specifications

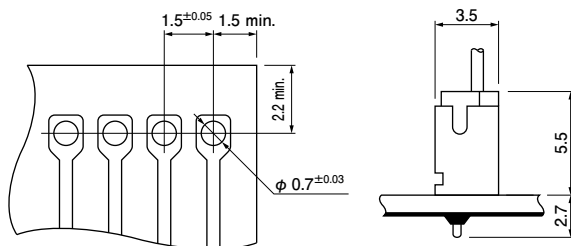
- Current rating: 0.7 A AC, DC (AWG #28)
- Voltage rating: 50 V AC, DC
- Temperature range: -25°C to +85°C  
(including temperature rise in applying electrical current)
- Contact resistance: Initial value/ 20 mΩ max.  
After environmental testing/ 30 mΩ max.
- Insulation resistance: 500 MΩ min.
- Withstanding voltage: 500 VAC/minute
- Applicable wire: UL1571(Contact JST for details regarding other UL styles.)  
AWG #30, #28  
Conductor/ 7 strands, tin-coated  
Insulation O.D./ 0.7 to 0.8 mm  
(Contact JST for diameters greater than 0.8 mm.)
- Applicable PC board thickness: 0.6 to 1.2 mm, 1.6 mm
- \* Compliant with RoHS.
- \* Refer to "General Instruction and Notice when using Terminals and Connectors" at the end of this catalog.
- \* Contact JST for details.

## Standards

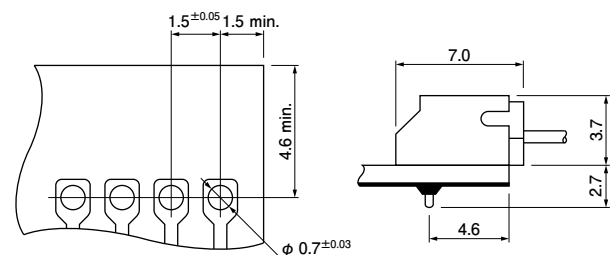
- Recognized E60389
- Certified LR20812

### Through-hole type PC board layout (viewed from soldering side) and Assembly layout

#### Top entry type



#### Side entry type



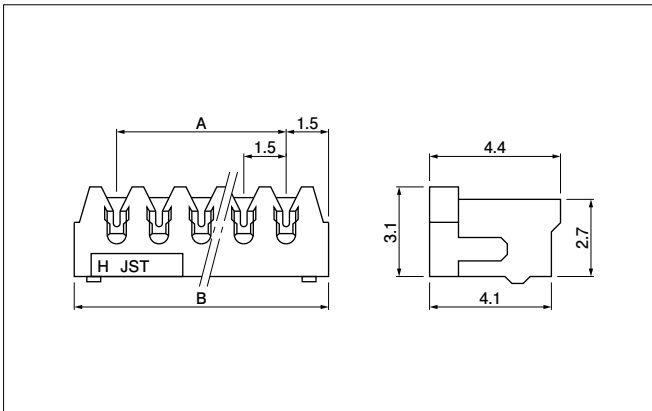
Note: 1. Tolerances are non-cumulative: ± 0.05 mm for all centers.

2. Hole dimensions differ according to the type of PC board and piercing method. The dimensions above should serve as a guideline. Contact JST for details.

3. As for the PC board layout for the SMT type shrouded headers, refer to that of the ZH connector.

# ZR CONNECTOR

## Socket



No. of circuits	Model No.		Dimensions (mm)		Q'ty/box
	AWG #30(natural/gray)	AWG #28(green)	A	B	
2	02ZR-3H-P	02ZR-8M-P	1.5	4.5	2,000
3	03ZR-3H-P	03ZR-8M-P	3.0	6.0	2,000
4	04ZR-3H-P	04ZR-8M-P	4.5	7.5	2,000
5	05ZR-3H-P	05ZR-8M-P	6.0	9.0	2,000
6	06ZR-3H-P	06ZR-8M-P	7.5	10.5	2,000
7	07ZR-3H-P	07ZR-8M-P	9.0	12.0	2,000
8	08ZR-3H-P	08ZR-8M-P	10.5	13.5	2,000
9	09ZR-3H-P	09ZR-8M-P	12.0	15.0	2,000
10	10ZR-3H-P	10ZR-8M-P	13.5	16.5	2,000
11	11ZR-3H-P	11ZR-8M-P	15.0	18.0	2,000
12	12ZR-3H-P	12ZR-8M-P	16.5	19.5	2,000
13	13ZR-3H-P	13ZR-8M-P	18.0	21.0	2,000

### Material and Finish

Contact: Phosphor bronze, tin-plated (reflow treatment)  
Housing: Glass-filled PA 66, UL94V-0

### RoHS compliance

Note: Unlisted in the TÜV standard.

## Header

The headers are interchangeable with those of the ZH crimp style connectors.

## Model number allocation

### Socket

02 ZR - 3 H - P	
No. of circuits: 2 to 13	
Series name	
Applicable wire range: 3...AWG #30 8...AWG #28	
Color: Standard color: AWG #30: H...Gray AWG #28: M...Green Others: K...Black, R...Red, E...Blue	
Surface finish: P...Tin-plated (reflow treatment)	

Note: Depending on the colors, it may take some time for delivery.

[www.pewtronic.cz](http://www.pewtronic.cz)