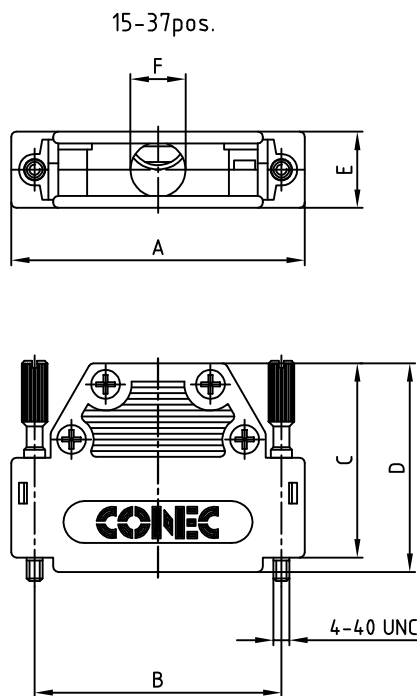
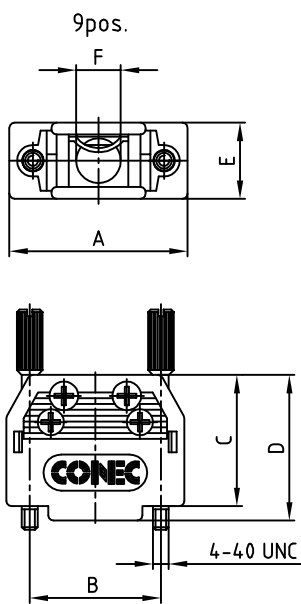
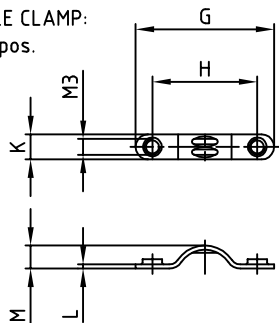


used for: D-SUB



CABLE CLAMP:
9-37pos.



POS.	A	B	C	D	E	F	G	H	K	L	M	Part NO.
9	34.0	25.0	25.0	27.75	14.5	8.5	17.6	12.0	4.8	0.8	2.6	165X10909X
15	42.3	33.3	37.0	39.75	14.5	10.0	17.6	12.0	4.8	0.8	2.6	165X10919X
25	56.0	47.0	37.0	39.75	14.5	10.5	26.4	20.0	4.8	0.8	4.4	165X10929X
37	72.5	63.5	37.0	39.75	14.5	10.5	26.4	20.0	4.8	0.8	4.4	165X10939X

NOTES:

- HOOD MATERIAL: ABS UL94 V0, METALLIZED
- SCREWS: BRASS, NICKEL-PLATING
- CABLE CLAMPS: STEEL, NICKEL-PLATING
- MAX. MOUNTING TORQUE 0,15 Nm
RECOMMENDED MOUNTING TORQUE 0,1 Nm

(f)

THIS DRAWING MAY NOT BE COPIED OR REPRODUCED IN ANY WAY, AND MAY NOT BE PASSED ON TO A THIRD PARTY, WITHOUT WRITTEN PERMISSION. OWNERSHIP AND COPYRIGHT OF CONEC GmbH DO NOT ALTER CAD DRAWING BY HAND	tolerance		dim. in mm		scale: 2:1	
					material: SEE SPECIFICATION	
	1 x f	Ä 6805	27.07.2017	Lehmen, drawn	20.06.	Lehmenkühler
	1 x e	Ä 6403	09.11.2016	Lehmen, appd.	20.06.	Labus
	2 x d	Ä 3961	06.04.2011	K,H	norm	
2 x c	Ä 3525	14.12.2009	Henne, d-old			
3 x b	Ä 1898	08.12.2003	Lehmen,			
a	Original					
rev.	description	date	name			
				dwg no:	DIN-A	
				16K1A972	3	
				part no:	sh: 1/1	
				SEE TABLE		

RoHS compliant