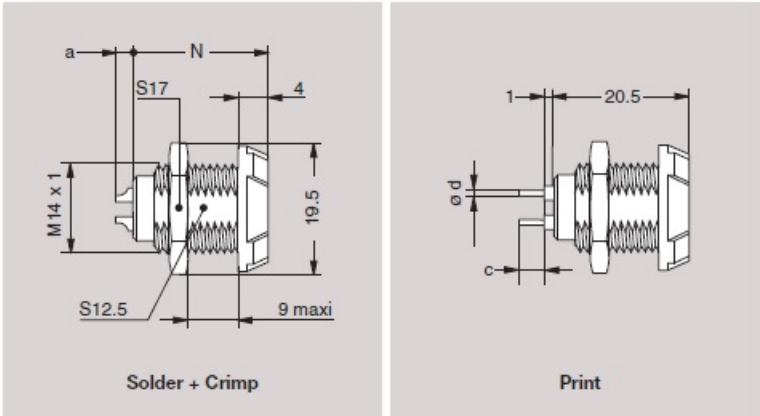




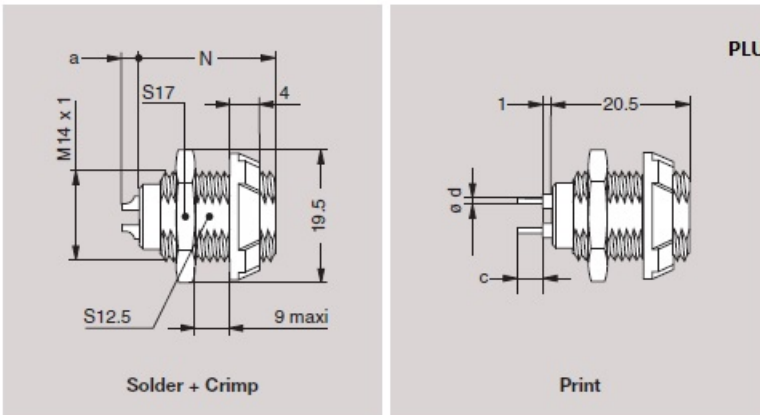
PLG Fixed socket, key (G) or keys (A, B, C, H and J), nut fixing



Part Number	number of contacts	Contact					
		Solder		Crimp		Print	
		N	a max	N	a	c	ø d
PLG.M0.2GL.LG	2	20.5	2.5	22.2	0	5	0.7
PLG.M0.4GL.LG	4	20.5	2.5	22.2	0	5	0.7
PLG.M0.5GL.LG	5	20.5	2.5	22.2	0	5	0.7
PLG.M0.6GL.LG	6	20.5	2.5	22.2	0	3	0.5
PLG.M0.7GL.LG	7	20.5	4.5	22.2	0	3	0.5
PLG.M0.8GL.LG	8	20.5	4.5	22.2	0	3	0.5
PLG.M0.9GL.LG	9	20.5	3.9	-	-	3	0.5
PLG.M1.0GL.LG	10	20.5	3.9	-	-	3	0.5
PLG.M1.4GL.LG	14	20.5	3.9	-	-	3	0.5

Note: for PCB drilling pattern and panel hole see page 24.

PKG Fixed socket, key (G) or keys (A, B, C, H and J), with two nuts (back panel mounting)

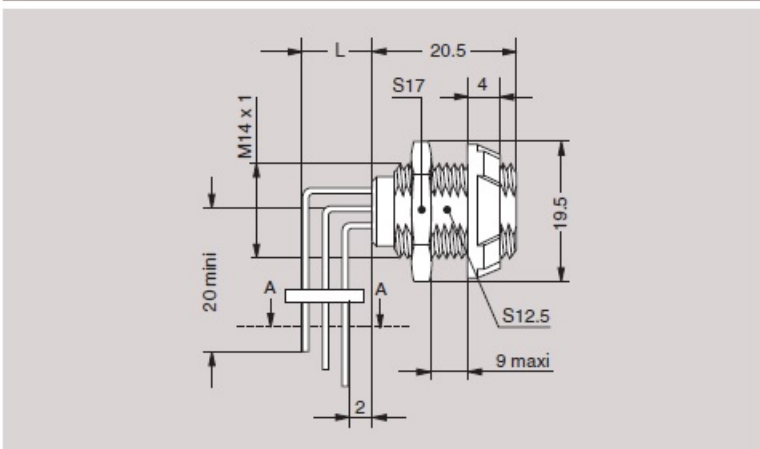


PLU020904

Part Number	number of contacts	Contact					
		Solder		Crimp		Print	
		N	a max	N	a	c	ø d
PKG.M0.2GL.LG	2	20.5	2.5	22.2	0	5	0.7
PKG.M0.4GL.LG	4	20.5	2.5	22.2	0	5	0.7
PKG.M0.5GL.LG	5	20.5	2.5	22.2	0	5	0.7
PKG.M0.6GL.LG	6	20.5	2.5	22.2	0	3	0.5
PKG.M0.7GL.LG	7	20.5	4.5	22.2	0	3	0.5
PKG.M0.8GL.LG	8	20.5	4.5	22.2	0	3	0.5
PKG.M0.9GL.LG	9	20.5	3.9	-	-	3	0.5
PKG.M1.0GL.LG	10	20.5	3.9	-	-	3	0.5
PKG.M1.4GL.LG	14	20.5	3.9	-	-	3	0.5

Note: for PCB drilling pattern and panel hole see page 24.

PKG Fixed socket, key (G) or keys (A, B, C, H and J), with two nuts, with 90° contacts (back panel mounting)



Part Number	number of contacts	L
PKG.M0.2GL.VG	2	5.4
PKG.M0.4GL.VG	4	5.2
PKG.M0.5GL.VG	5	7.7
PKG.M0.6GL.VG	6	7.7
PKG.M0.7GL.VG	7	7.7
PKG.M0.8GL.VG	8	7.7
PKG.M0.9GL.VG	9	10.3
PKG.M1.0GL.VG	10	10.3
PKG.M1.4GL.VG	14	12.9

Note: for PCB drilling pattern see page 25. Panel hole see page 24.

Note: all dimensions are in millimeters