

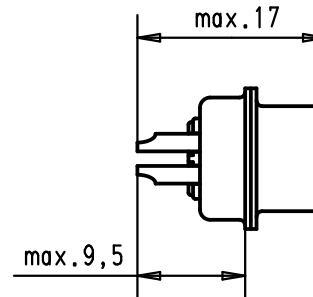
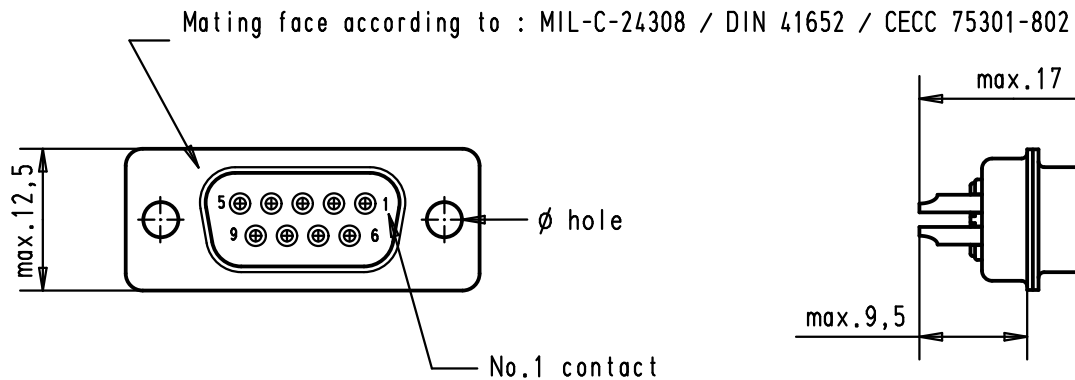
5

4

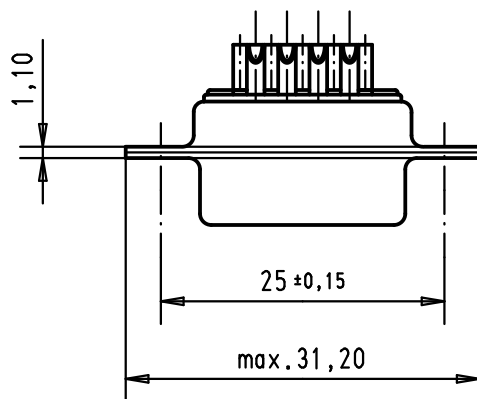
3

2

1



Max wire ϕ 1,05 mm



A

| | | | | | | | | | | | |
|--|--------------------|---------------------|-------------------|-------|----------|---------|-------------------------------|------|--|--|----------------------------|
| | | | | | | | Dat. | Name | <p>All Dim. in mm Orig. Size DIN A 4</p> | D-Sub, 9 poles, female, straight, turned solder buckets, holes | Maßstab/ Scale 1.5:1 |
| | | | | | | Detail. | 17/07/01 | AF | | | |
| | | | | | | Insp. | | | | | |
| | | | | | | Stand. | | | | | |
| | 09 67 009 4715 050 | 3,1 ^{+0,1} | S4 | | | | | | | TB 09 67 009 47xx | Blatt/ Page 1 / 2 |
| | 09 67 009 4715 | 3,1 ^{+0,1} | PL2 | | | | | | | | |
| | 09 67 009 4704 | 3,1 ^{+0,1} | PL3 | 36189 | 08/11/10 | SC | | | | | |
| | | | | 29700 | 17/07/01 | AF | HARTING EURL F-95972 Paris | | | | |
| | Part number | ϕ hole | Performance level | Mod. | Dat. | Name | | | | | |