
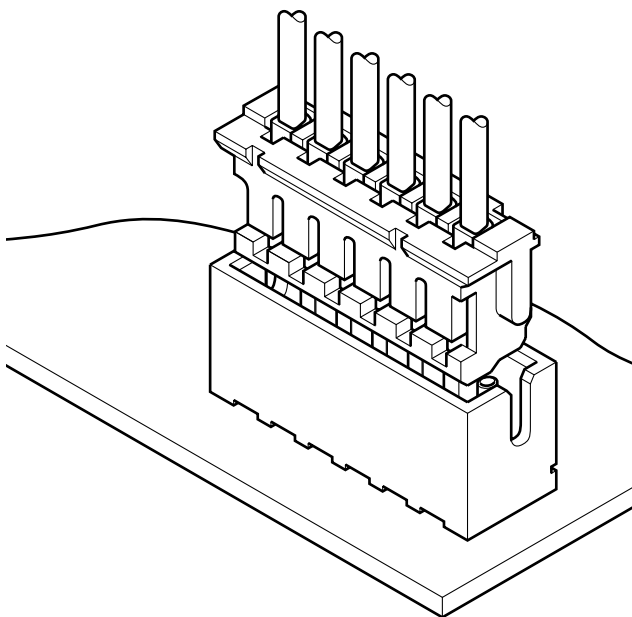


ZH CONNECTOR

Disconnectable Crimp style connectors



The ZH connector is very small with a mounting height of 5.6mm (.220") and a thickness of only 3.5mm (.138"). Contact retention lances on the housing make insertion easier, while the dimple at the center of the contact ensures reliable contact with the post.



Features

• Compact, low profile design

The ZH connector requires only about 45% of the installation space required by the standard JST 2.0mm (.079") pitch connector.

• Housing lances

The contact retention lances on the resilient housing allow visual confirmation of contact lock-in for easy and secure insertion.

• Reliable contact construction

The dimple at the center of the contact ensures positive contact and low contact resistance at all times, even when the connector is subjected to vibration or distortion. Therefore this connector is ideal for use under low current, low voltage conditions.

• Distortion resistant construction

The header is fully shrouded and thus protects the receptacle from damage that could be caused by mating the connectors at an angle or by otherwise mismatching the connectors.

• Compatible with the ZR insulation displacement connectors

The same shrouded header can be used for either the ZR IDC-style connector or the ZH crimp style connector. This allows both types of connector to be used interchangeably without replacing the header.

Specifications

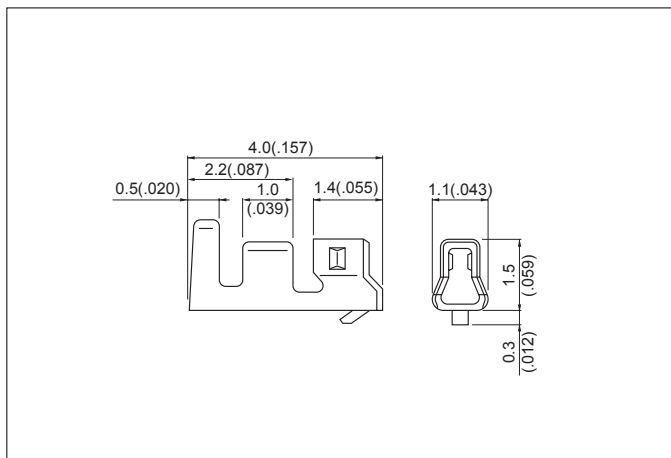
- Current rating: 1.0A AC, DC (AWG #26)
 - Voltage rating: 50V AC, DC
 - Temperature range: -25°C to +85°C
(including temperature rise in applying electrical current)
 - Contact resistance: Initial value/20m Ω max.
After environmental testing/30m Ω max.
 - Insulation resistance: 500M Ω min.
 - Withstanding voltage: 500V AC/minute
 - Applicable wire: AWG #32 to #26
 - Applicable PC board thickness: 0.6 to 1.2mm (.024" to .047"),
1.6mm (.063")
- * Contact JST if Lead-Free product is required.
* Refer to "General Instruction and Notice when using Terminals and Connectors" at the end of this catalog.
* Contact JST for details.

Standards

- 0 Recognized E60389
- 1 Certified LR20812
- 2 R9351092

ZH CONNECTOR

Contact

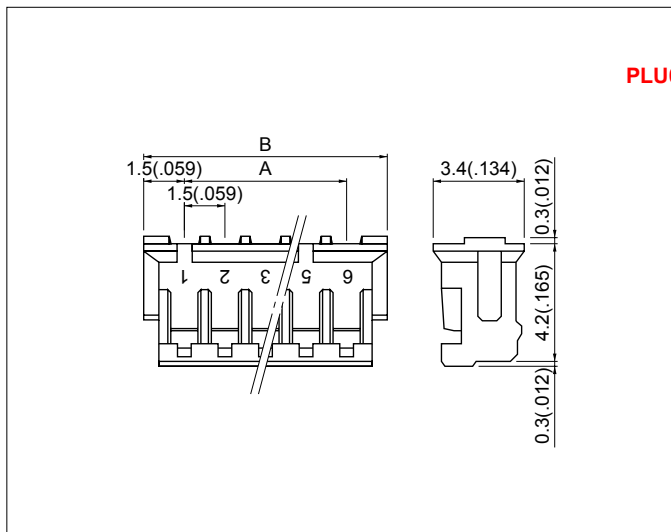


Model No.	Applicable wire			Q'ty / reel
	mm ²	AWG #	Insulation O.D. mm(in.)	
SZH-002T-P0.5	0.08 to 0.13	28 to 26	0.8 to 1.1(.031 to .043)	13,000
SZH-003T-P0.5	0.032 to 0.08	32 to 28	0.5 to 0.9(.020 to .035)	16,000

Material and Finish

Phosphor bronze, tin-plated

Housing



PLU020738

Circuits	Model No.	Dimensions mm(in.)		Q'ty / bag
		A	B	
2	ZHR- 2	1.5(.059)	4.5(.177)	1,000
3	ZHR- 3	3.0(.118)	6.0(.236)	1,000
4	ZHR- 4	4.5(.177)	7.5(.295)	1,000
5	ZHR- 5	6.0(.236)	9.0(.354)	1,000
6	ZHR- 6	7.5(.295)	10.5(.413)	1,000
6	ZHR- 6(3.0)	15.0(.591)	18.0(.709)	1,000
7	ZHR- 7	9.0(.354)	12.0(.472)	1,000
8	ZHR- 8	10.5(.413)	13.5(.531)	1,000
9	ZHR- 9	12.0(.472)	15.0(.591)	1,000
10	ZHR-10	13.5(.531)	16.5(.650)	1,000
11	ZHR-11	15.0(.591)	18.0(.709)	1,000
12	ZHR-12	16.5(.650)	19.5(.768)	1,000
13	ZHR-13	18.0(.709)	21.0(.827)	1,000

Material

Nylon 66, UL94V-0, natural (white)

Note:

- ZHR-6(3.0) is 6 circuits 3.0mm (.118") pitch plugged up. As for this housing, only circuit No.1 is marked.
 - ZHR-6 (3.0) is not UL/CSA approved.
- <For reference> As the color identification, the following alphabet shall be put in the underlined part. For availability, delivery and minimum order quantity, contact JST.

ex. ZHR-2-00
 (blank)...natural (white)
 K...black R...red E...blue M...green