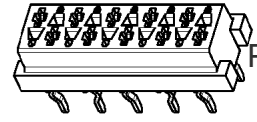
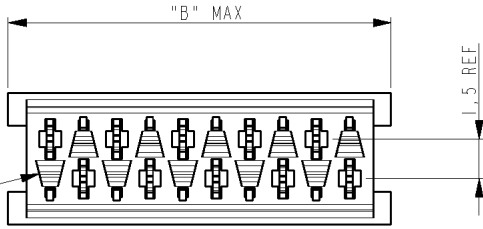


THIS DRAWING IS UNPUBLISHED. RELEASED FOR PUBLICATION  
BY TYCO ELECTRONICS CORPORATION. ALL RIGHTS RESERVED.

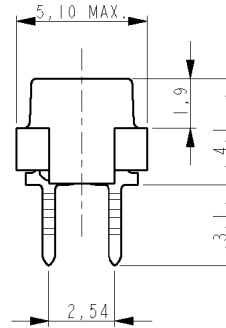
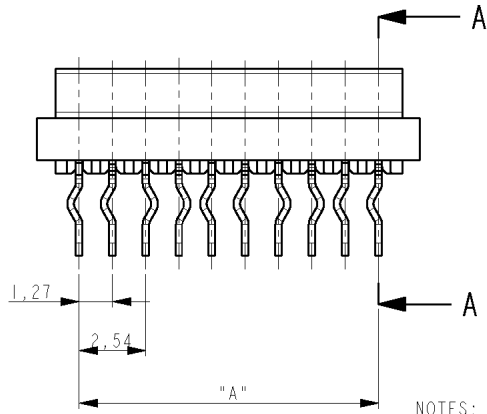
LOC H  
DIST -

REVISIONS

P	LTR	DESCRIPTION	DATE	DWN	APVD
T		EH00-0846-00	04 AUG 00	MG	MG
U		EH01-0893-03	29 JUL 03	PW	PJ
-	-	-	-	-	-

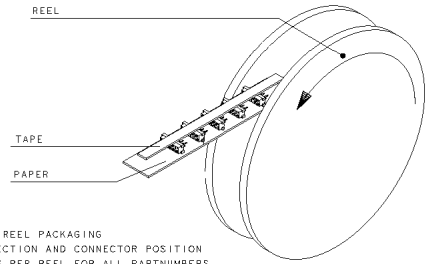


SCALE 3:1

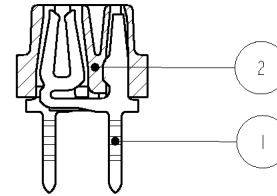


NOTES:

- △ DIRECTION OF KINK IS OPTIONAL
- △ CORING OUTS ARE OPTIONAL
- 3 1-215079-0 AS DRAWN

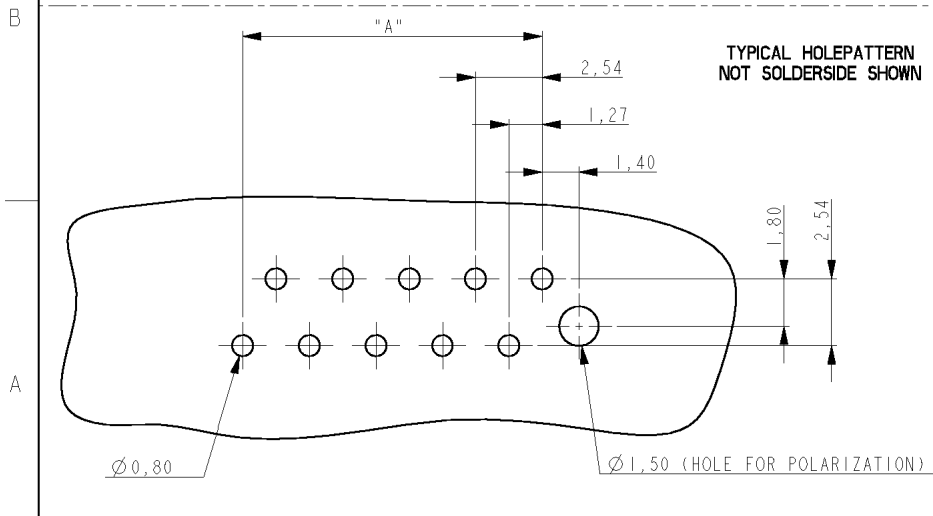



REEL PACKAGING  
DEREELING DIRECTION AND CONNECTOR POSITION  
2500 CONNECTORS PER REEL FOR ALL PARTNUMBERS



SECTION A-A

BOX PACKAGING  
250 CONNECTORS PER BOX  
FOR ALL PARTNUMBERS



TYPICAL HOLEPATTERN  
NOT SOLDERSIDE SHOWN

ITEM NO.	DESCRIPTION	MATERIAL	FINISH
2	FEMALE HOUSING	PBT 20 % G.F.	
1	FEMALE CONTACT	PHOSFOR BRONZE	LEAD FREE TIN

THIS DRAWING IS A CONTROLLED DOCUMENT FOR TYCO ELECTRONICS CORPORATION  
IT IS SUBJECT TO CHANGE AND THE CONTROLLING ENGINEERING ORGANIZATION  
SHOULD BE CONTACTED FOR THE LATEST REVISION.

DWN	M. GOSSELINK
CHR	-
APVD	-
PRODUCT SPEC	-
APPLICATION SPEC	-
WEIGHT	-
CUSTOMER DRAWING	

<b>tyco</b> <b>Electronics</b>		TYCO ELECTRONICS NEDERLAND B.V. 's-HERTOGENBOSCH, THE NETHERLANDS	
NAME Micro-MatCh FEMALE ON BOARD CONNECTOR			
SIZE	CAGE CODE	DRAWING NO	RESTRICTED TO
A3	00779	C=215079	-
SCALE 5:1		SHEET 1	OF 1
		REV	U