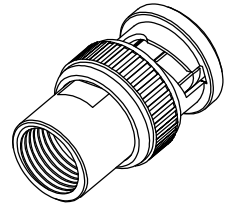
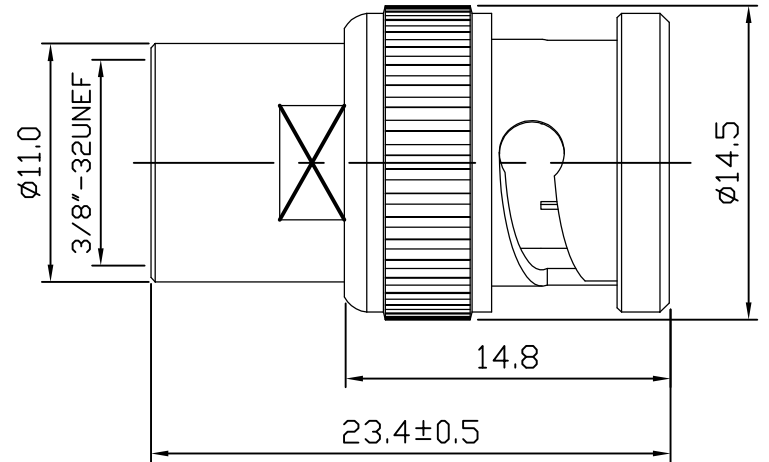
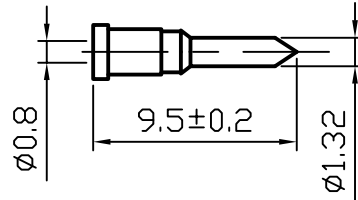
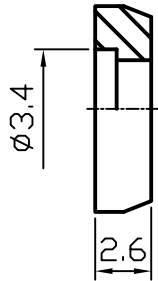
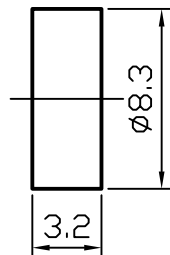
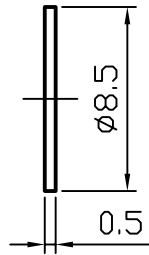
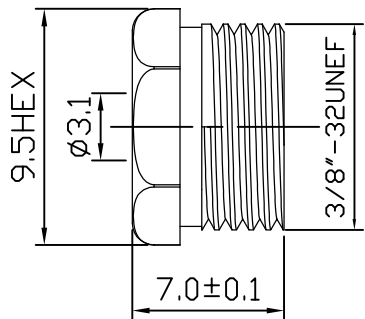


8 ROHS COMPLIANCE

DATE	DESCRIPTION	REV
13.02.26	NEW RELEASE	A



12	CLAMP NUT	1	BRASS	NICKEL	
11	WASHER	1	STEEL	NICKEL	
10	GASKET(OUTER)	1	PVC	RED	
9	BRAID CLAMP	1	BRASS	NICKEL	
8	PIN	1	BRASS	GOLD	
7	SHEEL	1	ZINC	NICKEL	
6	GASKET	1	PVC	RED	
5	WASHER	1	STEEL	NICKEL	
4	SPRING WASHER	1	SK-5	NICKEL	
3	WASHER	1	STEEL	NICKEL	
2	INSULATOR	1	POM	WHITE	
1	BODY	1	BRASS	NICKEL	
NO	Description	Q'ty	Material	Finish	Part Number

Impedance: 50Ω
 Frequency range: 0-4/0-1 GHz
 Voltage rating: 500VAC
 Contact resistance: 3.0mΩ Max.
 Insulation resistance: 5000MΩ Min. at 500VDC
 Withstand voltage: 1500VAC for 1 minute

UNLESS OTHERWISE SPECIFIED	MAJOR DIMENSIONS	APPROVED BY	DRAWING NO
1. REMOVE ALL BURRS. 2. BREAK ALL CONNERS & EDGES CO.15 MAX. 3. CHAMFER 1ST & LAST THREADS 45°. 4. DIAMETERS ON COMMON CENTERS. 5. ALL DIMENSIONS ARE AFTER PLATING.	UNLESS OTHERWISE NOTED TOLERANCES 0.5-6=±0.2 6-30=±0.4 30-120=±0.6 ANGLES=±5°	CHECKED BY	M5541P
	SCALE 4/1 UNIT MM	DRAWING BY <i>Sheng</i>	TITLE BNC MALE CLAMP FOR RG174U/179U
	DATE 2013/02/26		REV. A
			SHALLIN ELECTRONICS CO., LTD.