



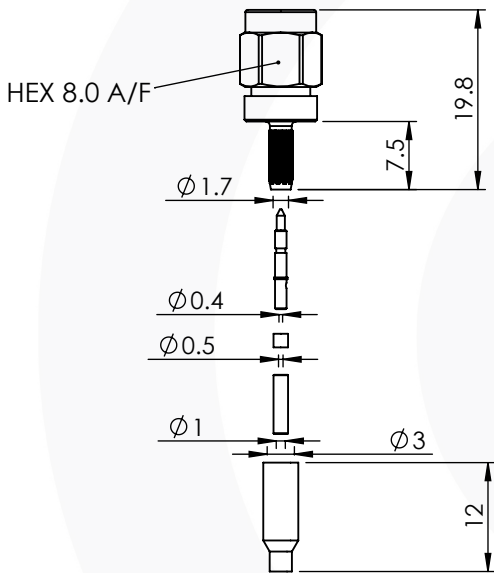
# PRODUCT DATASHEET

## SMA CRIMP / CRIMP PLUG

**30-005-D3-AA**



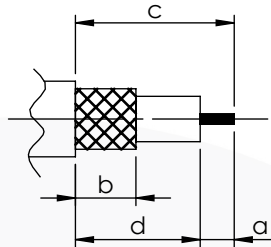
images for illustration purposes only



### Suitable for Cables:

(AA) RG178, RG196

### Stripping Dimensions



- a = 3.0 mm
- b = 8.0 mm
- c = 13.0 mm
- d = 10.0 mm

\* CUT FOIL TO DIM. "b"

### Assembly Procedure: AP002

### Tooling

Centre Contact: Indent or SQ 0.95mm A/F Tool No: 336T1

Crimp Sleeve: Hex 3.25mm A/F Tool No: 336T1

Alignment Tool: Not Applicable Extraction: Not Applicable

### Environmental Specification

Operating Temp: -55 to +155 Deg C.

IP Rating (Mated): IP 54

### Electrical Specification

Impedance: 50 Ohm

Frequency: 0-12 GHz

Dielectric W/V: 750 Veff

Insulation res: 5000 M-Ohm

### Mechanical Specification

Contact Retention: 27 N min

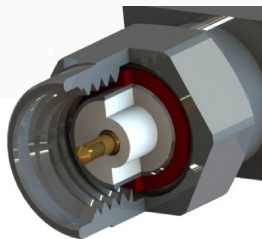
Cable Retention: 150 N min

Mating cycles: 500

Weight: 4.15 g

### Connector Interface

image for illustration purposes only



| 7    | PUSHER SLEEVE  | BRASS    | NICKEL  |
|------|----------------|----------|---------|
| 6    | COUPLING NUT   | BRASS    | GOLD    |
| 5    | GASKET         | SILICONE | N/A     |
| 4    | CRIMP SLEEVE   | BRASS    | GOLD    |
| 3    | INSULATOR      | PTFE     | N/A     |
| 2    | CENTRE CONTACT | BRASS    | GOLD    |
| 1    | BODY           | BRASS    | GOLD    |
| ITEM | DESCRIPTION    | MATERIAL | PLATING |

|   |              |                               |           |            |
|---|--------------|-------------------------------|-----------|------------|
| <b>A4</b>   | SHEET 1 OF 1 | DIMENSIONS ARE IN MILLIMETRES |           |            |
| REVISION :  | A00          | NAME                          | SIGNATURE | DATE       |
| ISSUE :   | 1            | DRAWN                         | IG        | 05/05/2017 |
|   |              | CHK'D                         | GE        | 06/05/2017 |
|   |              | APPV'D                        |           |            |
| 6-8 COLNE ROAD,<br>TWICKENHAM,<br>MIDDLESEX.<br>TW1 4JR   |              |                               |           |            |
| THE INFORMATION IS GIVEN AS AN INDICATION ONLY AND IS SUBJECT TO CHANGE WITHOUT NOTICE. IN THE CONTINUAL GOAL TO IMPROVE OUR PRODUCTS, WE RESERVE THE RIGHT TO MAKE ANY MODIFICATIONS NECESSARY WITHOUT PRIOR NOTICE. |              |                               |           |            |

© 2013. THIS DOCUMENT IS THE PROPERTY OF COAX CONNECTORS LTD. REPRODUCTION OR COMMUNICATION IN ANY FORM TO A THIRD PARTY IS PROHIBITED WITHOUT PRIOR WRITTEN CONSENT

Model File: S:\CAD SYSTEM\Engineering Data\CAD Data\Solid Models\Z - Match IT SERIES\TOP LEVEL\SMA\_10692 Cod File: S:\CAD SYSTEM\Engineering Data\CAD Data\Drawings\Z - Match IT SERIES\DATA SHEETS\30-005-D3-AA